

An Independent Comparative Report

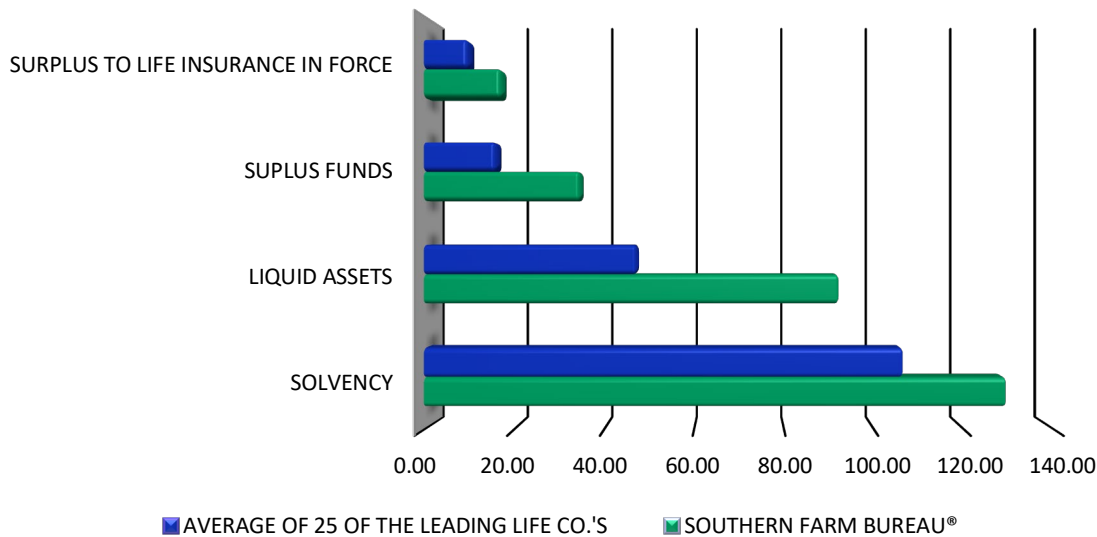
*Prepared by Standard Analytical Service, Inc.
Analysts of the Insurance Industry since 1932*

The financial condition of a life insurance organization is an important element in public confidence. In this regard we prepared the following report on:

SOUTHERN FARM BUREAU[®] LIFE INSURANCE COMPANY

featuring a comparative analysis of key financial ratios comparing this company with 25 of the leading life insurance companies in the United States.

SOUTHERN FARM BUREAU[®]




These 25 leading life insurance companies have been in business for an average of over 100 years and own a major portion of the invested assets and life insurance in force of all the companies. Thus, a favorable comparison of the financial ratios for the company featured herein with 25 of the leading companies can be indicative of the company's financial stability.

KEY FINANCIAL RATIOS

KEY FINANCIAL RATIOS DERIVED FROM THE ANNUAL STATEMENTS AS OF DECEMBER 31, 2025

SOLVENCY

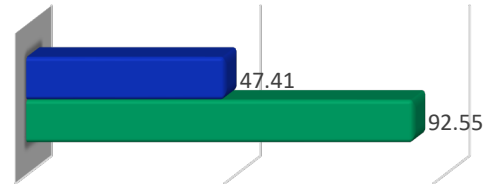
Assets for each \$100 of Liabilities



■ AVERAGE OF 25 OF THE LEADING LIFE CO'S
■ SOUTHERN FARM BUREAU®

A wide margin of Assets over Liabilities can be a significant safety factor. This indicates financial soundness and a company's ability to meet all obligations as they become due.

LIQUID ASSETS



■ AVERAGE OF 25 OF THE LEADING LIFE CO'S
■ SOUTHERN FARM BUREAU®

Assets in Bonds, Stocks, Cash and Short-Term Investments for each \$100 of Liabilities: This ratio measures a company's ability to meet its anticipated obligations to policyholders. A high ratio indicates a more liquid investment position to cover unforeseen emergency cash requirements that may arise.


SOLVENCY

(The Companies listed below are 25 of the leading by the amount of Admitted Assets)

25 LEADING LIFE INSURANCE COMPANIES

American National Insurance Company, TX.....	\$106.41
American United Life Insurance Company, IN ...	103.39
Ameritas Life Insurance Corporation, NE	107.62
AuguStar Life Insurance Company, OH	107.18
Connecticut General Life Ins. Co., CT	151.48
Everlake Life Insurance Company, IL	105.37
Guardian Life Ins. Co. of America, NY	111.89
John Hancock Life Insurance Co. (USA), MA ...	104.03
Life Ins. Co. of The Southwest, VT	106.38
Lincoln National Life Ins. Co., NC	102.57
Massachusetts Mutual Life Ins. Co., MA	108.94
Metropolitan Life Insurance Co., NY	102.56
Minnesota Life Insurance Co., MN.....	105.70
Nationwide Life Insurance Co., OH	106.78
New York Life Insurance Company, NY	111.90
North American Co. for Life and Health Ins., IA..	105.53
Northwestern Mutual Life Ins. Co., WI	109.13
Pacific Life Insurance Company, NE.....	106.45
Penn Mutual Life Insurance Company, PA.....	113.43
Protective Life Insurance Company, TN	105.81
Prudential Insurance Co. of America, NJ	105.13
RiverSource Life Insurance Company, MN.....	102.05
State Farm Life Insurance Company, IL	127.39
Symetra Life Insurance Company, IA	104.33
United of Omaha Life Ins. Co., NE	107.42

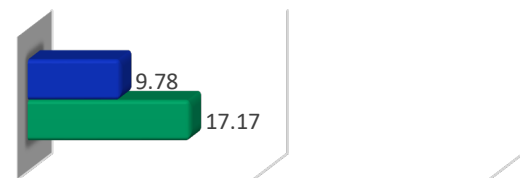
SURPLUS FUNDS



■ AVERAGE OF 25 OF THE LEADING LIFE CO'S
■ SOUTHERN FARM BUREAU®

Surplus Funds (Including Capital) for each \$100 of Policy Reserves: A high surplus ratio may indicate a company's ability to take emergencies in stride. It shows the proportion of surplus funds to the policy reserve liabilities

SURPLUS TO LIFE INSURANCE IN FORCE



■ AVERAGE OF 25 OF THE LEADING LIFE CO'S
■ SOUTHERN FARM BUREAU®

Ratio of Surplus for each \$1000 of Life Insurance in Force: A high ratio of surplus to life insurance in force may indicate further proof of financial strength and stability.

FINANCIAL STATEMENT SUMMARY

AS OF DECEMBER 31, 2025

SOUTHERN FARM BUREAU® LIFE INSURANCE COMPANY

Admitted Assets \$17,030,931,078	Total Liabilities \$13,100,533,183	Gross Surplus (Incl. Capital, if any) \$3,930,397,895
Policy Reserves \$11,298,496,180	Net Investment Income \$686,266,307	Total Income \$1,785,220,033
Benefits to Policyowners \$830,530,194	Insurance Issued \$23,963,422,000	Insurance in Force \$228,884,355,000

CONCLUSION

**2026 STANDARD'S INDEPENDENT COMPARATIVE REPORT ON
SOUTHERN FARM BUREAU® LIFE INSURANCE COMPANY
Jackson, Mississippi**

Based on the financial results achieved in the year ended 2025, the analysis made of the above organization is **favorable** in comparison with the aggregate average of 25 of the LEADING COMPANIES

STRENGTH & STABILITY





What is Standard Analytical Service, Inc.?

Standard Analytical Service, Inc. is independent of any insurance company or companies, and we do not sell any kind of insurance. Our financial reports and comparisons, reprints of which are paid for by the companies, are based on statutory financial statements filed with the state insurance departments.

This report should not be interpreted as an analysis of the stock value of a capital stock company, nor is it intended to imply that the company featured will be as successful or is better than the companies making up the aggregate averages, nor is it a recommendation or analysis of the specific policy provisions, rates or claims practices of the organization featured. Its use for all companies, stock, mutual or fraternal, is intended to serve as a guide with respect to the current financial responsibility of the individual company featured herein, based upon the current statutory financial statements on file with the state insurance departments where they are available for public inspection.

This report prepared by:
Standard Analytical Service, Inc.
Analysts of the Insurance Industry since 1932
111 Westport Plaza Drive, #600
St. Louis, MO 63146

© 2026 Standard Analytical Service, Inc.